



FEDERAL ROAD SAFETY CORPS

HALF YEAR 2014 PERFORMANCE REPORT



Introduction

- This Report presents road traffic crashes for the half year of 2014
- Series of analysis were carried out to highlight the trends from 2012 to 2014
- Also some other parameters of measuring the performance of the Corps were analysed. These parameters include:
 - Offences committed
 - Offenders apprehended
 - Offenders educated
 - NVIS and NDL records
- Analysis was done to ascertain how the Corps has performed in achieving its set 2014 Strategic Goals while comparing it with the 2013 performance
- Some recommendations were proffered to help the Management take decisions that will reverse the present trend and reduce the rate of RTC

Half Year, 2014 Summary

<u>OPERATIONS</u> ENFORCEMENT	
OFFENCES COMMITTED	282,642
OFFENDERS APPREHENDED	258,538
DRIVERS/VEHICLES STOPPED	340,434
DRIVERS CAUTIONED	81,961

<u>PUBLIC ENLIGHTENMENT</u>	
OFFENDERS EDUCATED	252,944
TV PROGRAMMES	713
RADIO PROGRAMMES	3,066
RALLIES	5,512





Half Year, 2014 Summary (II)

<u>CORPS TRANSPORT SAFETY</u> REGISTERS	
FLEET OPERATORS REGISTERED	77
PASSENGERS TRAVELLED	47,735,563
VEHICLES TRAVELLED	4,220,636

<u>MOTOR VEHICLE ADMINISTRATION</u> NVIS AND NDL	
NATIONAL VEHICLE IDENTIFICATION SCHEME	629,896
NATIONAL DRIVERS' LICENSE	294,996

<u>TRAINING, STANDARDS, AND CERTIFICATION</u>	
DRIVERS TRAINED	4,468
DRIVING SCHOOLS REGISTERED	2,430



Half Year, 2014 Summary (III)

- Total Number of Crashes recorded = 5,255
- Total Number of Persons Injured = 15,587
- Total Number of Persons Killed = 3,254
 - Male Adults killed = 2,399
 - Female Adults killed = 628
 - Male Children killed = 125
 - Female Children killed = 102

Half Year RTC RECORDS (STATE HIERARCHIES ACCORDING TO CRASHES, INJURIES AND FATALITIES)			
RANKING	ROAD TRAFFIC CRASHES	PERSONS INJURED	PERSONS KILLED
1	FCT (RS 7.1)	KADUNA (RS 1.1)	KADUNA (RS 1.1)
2	NASARAWA (RS 4.3)	FCT (RS 7.1)	FCT (RS 7.1)
3	KADUNA (RS 1.1)	NASARAWA (RS 4.3)	NASARAWA (RS 4.3)
4	BAUCHI (RS 12.1)	BAUCHI RS (12.1)	BAUCHI (RS 12.1)
5	NIGER (RS 7.2)	NIGER (RS 7.2)	NIGER (RS 7.2)



Road Traffic Crashes



Injuries



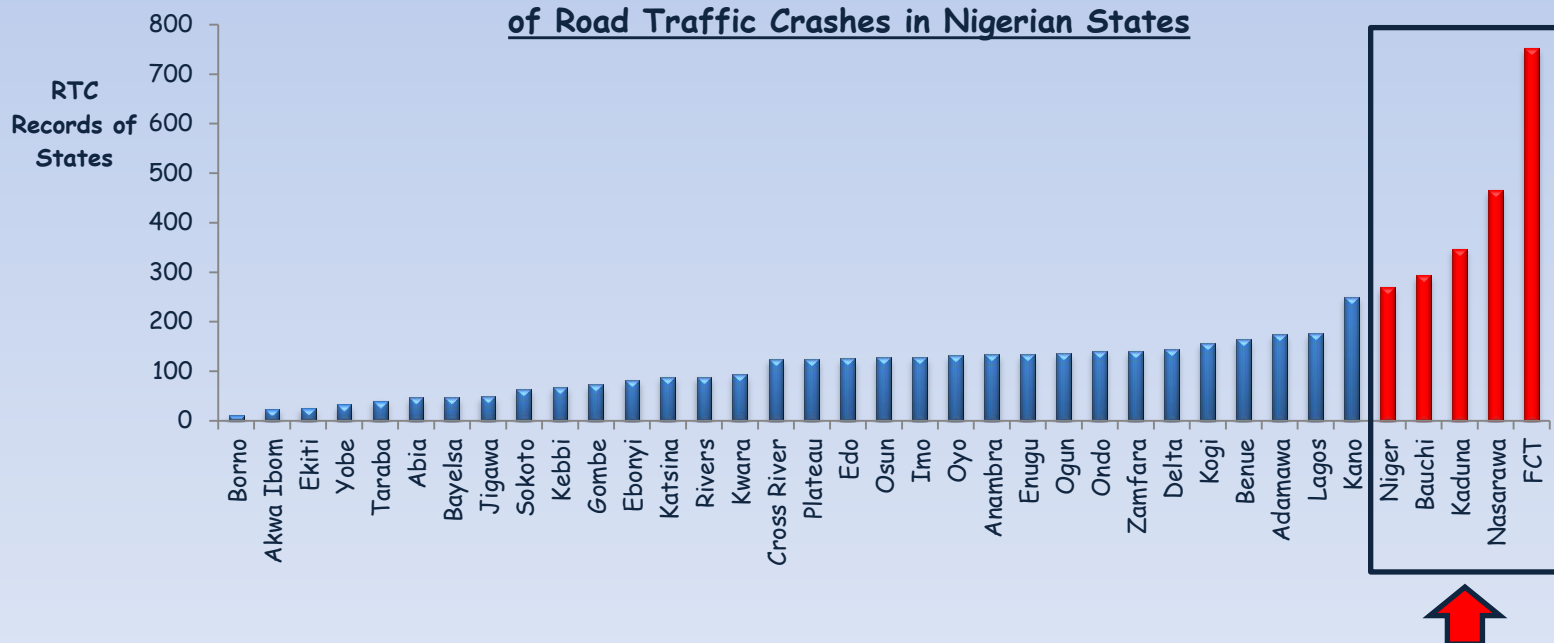
Fatalities



Half Year, 2014 Summary (III)

- Total Number of Crashes recorded = **5,255**
- Total Number of Persons Injured = **15,587**
- Total Number of Persons Killed = **3,254**
- National Average of Crashes recorded **142 Crashes per State**
- National Average of Persons Injured **421 Injuries per State**
- National Average of Persons Killed **88 per State**

2014 Half Year Records
of Road Traffic Crashes in Nigerian States



The Top States according to
RTCs recorded



Half Year, 2014 Summary (V)

Illustration of the Trend of
Road Traffic Crashes
in Half Year 2014




Illustration of the Trend of
Persons Injured
in Crashes in Half Year 2014


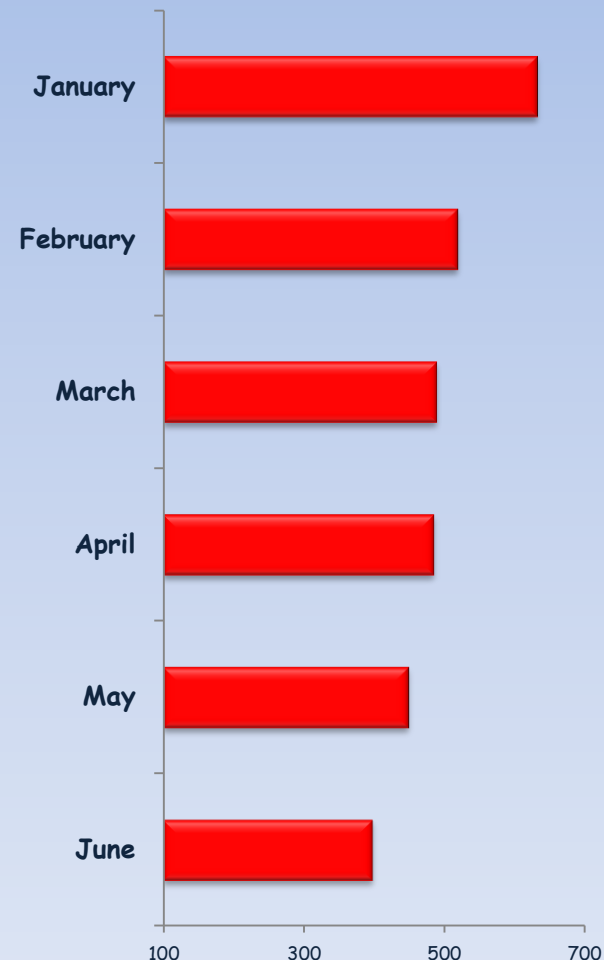


Illustration of the Trend of
Persons Killed in Crashes
in Half Year 2014








States of Focus in Half Year 2014

- Federal Capital Territory  [752 Crashes, 1443 Injuries, 172 Fatalities]
- Nasarawa State  [456 Crashes, 1231 Injuries 165 Fatalities]
- Kaduna State  [347 Crashes, 1547 Injuries, 287 Fatalities]
- Bauchi State  [293 Crashes, 967 Injuries, 144 Fatalities]
- Niger State  [269 Crashes, 129 Fatalities]

Half Year RTC RECORDS (STATE HIERARCHIES ACCORDING TO CRASHES, INJURIES AND FATALITIES)			
RANKING	ROAD TRAFFIC CRASHES	PERSONS INJURED	PERSONS KILLED
1	FCT (RS 7.1)	KADUNA (RS 1.1)	KADUNA (RS 1.1)
2	NASARAWA (RS 4.3)	FCT (RS 7.1)	FCT (RS 7.1)
3	KADUNA (RS 1.1)	NASARAWA (RS 4.3)	NASARAWA (RS 4.3)
4	BAUCHI (RS 12.1)	BAUCHI RS (12.1)	BAUCHI RS (12.1)
5	NIGER (RS 7.2)	NIGER (RS 7.2)	NIGER (RS 7.2)

-  Road Traffic Crashes
-  Injuries
-  Fatalities



Federal Capital Territory

- In the Half Year of 2014:
- The Territory's Sector Command emerged Highest (Top Spot) on the pedigree of road crashes with a total of **752 Crashes**; Second Highest Injury records with **1443 Cases**; and Second Highest Fatalities records with **172 Fatalities**
- Severity Index Per 10,000 Vehicles:
27.55 Crashes per 10,000 Vehicles
- Severity Index per 100,000 Population:
6.33 Deaths per 100,000 Population
- Half year 2014's most crash prone routes in the Territory include:
 - Abuja – Kubwa (96 Crashes)
(RS 7.15 Kubwa; RS 7.111 Dutse Alhaji)
 - Abuja – Giri Junction (42 Crashes)
(RS 7.110 Lugbe, RS 7.112 Airport)
 - Abaji – Yangoji (27 Crashes)
(RS 7.12 Abaji, RS 7.18 Yangoji)
 - A.Y.A – Nyanya (18 Crashes)
(RS 7.13 Nyanya)

Staff Strength and Logistics

- **RS 7.1 FCT Sector Command**
(76 Officers, 56 in Patrol Rank) (9 Patrol Vehicles, 1 Ambulance, 2 Tow trucks)
- **14 Component Unit Commands**
(342 Officers, 293 in Patrol Rank) (23 Patrol Vehicles, 4 Ambulances, 1 Tow Truck)
- Cumulative Patrol Vehicles in the State: 32 Patrol Vehicles
- Cumulative Ambulances in the State: 4 Ambulances
- Cumulative Tow Trucks in the State: 3 Tow Trucks
- 2014 Estimated Number of Vehicles in the State: 144.825
- Ratio of Patrol Vehicles to Estimated Vehicles in the State: **1 : 4,526**



Federal Capital Territory (II)

Breakdown of Staff Strength and Logistics in Half Year 2014 Crash Prone Routes in the Territory

- **RS 7.1 FCT**
(76 Officers, 56 in Patrol Rank) (9 Patrol Vehicles, 1 Ambulance, 1 Tow truck)
- **RS 7.12 Abaji**
(22 Officers, 20 in Patrol Rank) (2 Patrol Vehicles, 1 Ambulance, 1 Tow Truck)
- **RS 7.13 Nyanya**
(45 Officers, 40 in Patrol Rank) (2 Patrol Vehicles)
- **RS 7.15 Kubwa**
(19 Officers, 14 in Patrol Rank) (1 Patrol Vehicle, 1 Ambulance)
- **RS 7.18 Yangoji**
(26 Officers, 23 in Patrol Rank) (2 Patrol Vehicles 1 Tow Truck 1 Ambulance)
- **RS 7.110 Lugbe**
(40 Officers, 34 in Patrol Rank) (2 Patrol Vehicles, 1 Ambulance)
- **RS 7.111 Dutse Alhaji**
(40 Officers, 34 in Patrol Rank) (1 Patrol Vehicle, 1 Ambulance)
- **RS 7.112 Airport**
(16 Officers, 13 in Patrol Rank) (1 Patrol Vehicle)

Recommendations for Reducing the Trend in the Territory

- Organisation of Special Patrol along Abuja - Kubwa route. The Patrol should be scheduled to take place during rush hours so as to curb the trend
- Extraction of some staff of RS 7.110 Lugbe and RS 7.112 Airport to carry out mobile patrols along Abuja - Giri Junction route
- Injection of Tow Trucks in the affected route (Abuja - Giri Junction) to clear obstructions that may cause crashes



Federal Capital Territory (III)

Recommendations for Reducing the Trend in the Territory (II)

- Improved enforcement by RS 7.12 Abaji and RS 7.18 Yangoji to tackle causative factors such as:
 - Speed Violation (That also leads to Loss of Control and Dangerous Driving)
 - Over Loading (That will help reduce number of Injuries and Persons Involved in crashes)
- Improved enforcement by RS 7.13 Nyanya to tackle causative factors such as:
 - Speed Violation (That also leads to Loss of Control and Dangerous Driving mostly within the Kugbo axis of the A.Y.A - Nyanya route)
 - Over Loading of Commercial Vehicles such as Taxis and Buses (That will help reduce number of Injuries and Persons Involved in crashes)



Nasarawa State

- In Half Year of 2014:
- The State's Sector Command emerged second Highest on the pedigree of road crashes with a total of **465 Crashes**; Highest (Top Spot) Injury records with **889 Cases**; and Second Highest Fatalities records with **160 Fatalities**
- Severity Index Per 10,000 Vehicles: **7.13 Crashes per 10,000 Vehicles**
- Severity Index per 100,000 Population: **2.62 Deaths per 100,000 Population**
- Half Year 2014's most crash prone routes in the State include:
 - **Keffi -Abuja**
 - **Akwanga - Jos**
 - **Akwanga - Lafia**

Staff Strength and Logistics

- **RS 4.3 Nasarawa Sector Command**
(30 Officers, 22 in Patrol Rank) (1 Patrol Vehicles, 1 Ambulance, 1 Tow truck)
- **5 Component Unit Commands**
(94 Officers, 82 in Patrol Rank) (6 Patrol Vehicles, 2 Ambulances, 0 Tow Trucks)
- Cumulative Patrol Vehicles in the State: 7 Patrol Vehicles
- Cumulative Ambulances in the State: 3 Ambulances
- Cumulative Tow Trucks in the State: 1 Tow Truck
- 2014 Estimated Number of Vehicles in the State: 296,691
- Ratio of Patrol Vehicles to Estimated Vehicles in the State: 1 : 15,615



Nasarawa State (II)

Breakdown of Staff Strength and Logistics in 1st Half 2014 Crash Prone Routes in the State

- **RS 4.3 Nasarawa**
(30 Officers, 22 in Patrol Rank) (1 Patrol Vehicles, 1 Ambulance, 1 Tow truck)
- **RS 4.31 Akwanga**
(17 Officers, 14 in Patrol Rank) (2 Patrol Vehicles)
- **RS 4.32 Keffi**
(29 Officers, 25 in Patrol Rank) (1 Patrol Vehicles 1 Ambulance)

Recommendations for Reducing the Trend in the State

- Organisation of Joint Patrols between the affected Commands in the noted routes:
 - Akwanga - Lafia
 - Akwanga - Jos
- Injection of Tow Trucks in the affected routes to clear obstructions that may cause crashes
- Improved Public Enlightenment
- Improved enforcement on:
 - Speed Violation (That also leads to Loss of Control and Dangerous Driving)
 - Over Loading (That will help reduce number of Injuries and Persons Involved in crashes)



Kaduna State

- In Half Year of 2014:
- The State's Sector Command emerged Third Highest on the pedigree of road crashes with a total of **347 Crashes**;
- Severity Index Per 10,000 Vehicles:
7.13 Crashes per 10,000 Vehicles
- Severity Index per 100,000 Population:
2.62 Deaths per 100,000 Population
- Half Year 2014's most crash prone routes in the State include:
 - Birnin Yaro - Kaduna
(RS 1.1 Kaduna; RS 1.17 B/Yaro)
 - Birnin Yaro - Zaria
(RS 1.13 Zaria, RS 1.17 B/Yaro)

Staff Strength and Logistics

- **RS 1.1 Kaduna Sector Command**
(51 Officers, 43 in Patrol Rank) (4 Patrol Vehicles, 1 Ambulance, 1 Tow truck)
- **11 Component Unit Commands**
(156 Officers, 137 in Patrol Rank) (21 Patrol Vehicles, 5 Ambulances, 0 Tow Trucks)
- Cumulative Patrol Vehicles in the State: 25 Patrol Vehicles
- Cumulative Ambulances in the State: 6 Ambulances
- Cumulative Tow Trucks in the State: 1 Tow Truck
- 2014 Estimated Number of Vehicles in the State: 296,691
- Ratio of Patrol Vehicles to Estimated Vehicles in the State: 1 : 15,615



Kaduna State (II)

Breakdown of Staff Strength and Logistics in Half year 2014 Crash Prone Routes in the State

- **RS 1.1 Kaduna**
(51 Officers, 43 in Patrol Rank) (3 Patrol Vehicles, 1 Ambulance, 1 Tow truck)
- **RS 1.13 Zaria**
(24 Officers, 19 in Patrol Rank) (3 Patrol Vehicles)
- **RS 1.17 B/Yaro**
(18 Officers, 15 in Patrol Rank) (2 Patrol Vehicles 1 Ambulance)

Recommendations for Reducing the Trend in the State

- Organisation of Joint Patrols between the affected Commands in the noted routes:
 - Birnin Yaro - Kaduna
 - Birnin Yaro - Zaria
- Injection of Tow Trucks in the affected routes to clear obstructions that may cause crashes
- Injection of an Ambulance to RS 1.13 Zaria Unit Command
- Improved Public Enlightenment
- Improved enforcement on:
 - Speed Violation (That also leads to Loss of Control and Dangerous Driving)
 - Over Loading (That will help reduce number of Injuries and Persons Involved in crashes)



Bauchi State

- In Half Year of 2014:
- The State's Sector Command emerged Fourth Highest on the pedigree of road crashes with a total of **293 Crashes**;
- Severity Index Per 10,000 Vehicles:
4.22 Crashes per 10,000 Vehicles
- Severity Index per 100,000 Population:
1.99 Deaths per 100,000 Population
- Half Year 2014's most crash prone routes in the State include:
 - Kano - Bauchi
(RS 1.2 Kano; RS 12.1 Bauchi)

Staff Strength and Logistics

- **RS 12.1 Bauchi Sector Command**
(26 Officers, 18 in Patrol Rank) (3 Patrol Vehicles, 0 Ambulance, 0 Tow truck)
- **5 Component Unit Commands**
(61 Officers, 52 in Patrol Rank) (5 Patrol Vehicles, 1 Ambulances, 0 Tow Trucks)
- Cumulative Patrol Vehicles in the State: 8 Patrol Vehicles
- Cumulative Ambulances in the State: 1 Ambulances
- Cumulative Tow Trucks in the State: 0 Tow Truck
- 2014 Estimated Number of Vehicles in the State: 358,180
- Ratio of Patrol Vehicles to Estimated Vehicles in the State: **1 : 23,878**



Bauchi State (II)

Breakdown of Staff Strength and Logistics in 1st Half 2014 Crash Prone Routes in the State

- **RS 12.1 Bauchi**

(26 Officers, 18 in Patrol Rank) (3 Patrol Vehicles, 0 Ambulance, 0 Tow truck)

Recommendations for Reducing the Trend in the State

- Injection of a Tow Truck in the State to clear obstructions that may cause crashes
- Injection of at least one Ambulance to RS 12.1 Bauchi Command to help reduce fatality rate in the State
- Joint collaborative enforcement by the two Sector Commands involved (RS 1.2 Kano and RS 12.1 Bauchi)
- Improved Public Enlightenment with the use of local languages (Hausa) to educate the populace on the dangers of reckless driving in the State
- Improved enforcement on:
 - Speed Violation (That also leads to Loss of Control and Dangerous Driving)
 - Over Loading (That will help reduce number of Injuries and Persons Involved in crashes)



Niger State

- In Half Year of 2014:
- The State's Sector Command emerged Fifth Highest on the pedigree of Crashes with **269 Crashes** recorded
- Severity Index Per 10,000 Vehicles:
5.22 Crashes per 10,000 Vehicles
- Severity Index per 100,000 Population:
3.50 Deaths per 100,000 Population
- Half Year 2014's most crash prone routes in the State include:
 - **Minna - Suleja**
 - **Suleja - Kaduna**

Staff Strength and Logistics

- **RS 7.2 Niger Sector Command**
(33 Officers, 25 in Patrol Rank) (5 Patrol Vehicles, 1 Ambulance, 0 Tow truck)
- **8 Component Unit Commands**
(102 Officers, 79 in Patrol Rank) (13 Patrol Vehicles, 2 Ambulances, 0 Tow Trucks)
- Cumulative Patrol Vehicles in the State: 18 Patrol Vehicles
- Cumulative Ambulances in the State: 2 Ambulances
- Cumulative Tow Trucks in the State: 0 Tow Truck
- 2014 Estimated Number of Vehicles in the State: 134,184
- Ratio of Patrol Vehicles to Estimated Vehicles in the State: **1 : 11,182**



Niger State (II)

Breakdown of Staff Strength and Logistics in Q1 2014 Crash Prone Routes in the State

- RS 7.2 Niger
(33 Officers, 26 in Patrol Rank) (5 Patrol Vehicle)
- RS 7.22 Suleja
(18 Officers, 15 in Patrol Rank) (2 Patrol Vehicles, 1 Ambulance)
- RS 7.26
(25 Officers, 21 in Patrol Rank)

Recommendations for Reducing the Trend in the State

- Improved enforcement on:
 - Speed Violation (That also leads to Loss of Control and Dangerous Driving)
 - Over Loading
 - Use of Seat Belt (To reduce casualties as a result of vehicle somersaults)
- Improved mobile Patrols in the noted routes:
 - Minna - Suleja
 - Suleja - Kaduna
- Injection of a Tow Truck in the State to clear obstructions that may cause crashes
- Improved Public Enlightenment



More Analysis of Half Year 2014

HIGHLIGHTS OF OPERATIONS	
	HALF YEAR, 2014
OFFENCES COMMITTED	282,642
OFFENDERS APPREHENDED	258,538
DRIVERS/VEHICLES STOPPED	340,434
DRIVERS CAUTIONED	81,961



In Half Year 2014, the Corps' level of enforcement was commendable with the records of Offenders Apprehended accountable for 75.94% of Drivers/Vehicles stopped Nationwide

HIGHLIGHTS OF PUBLIC EDUCATION	
	HALF YEAR, 2014
TV PROGRAMMES	713
RADIO PROGRAMMES	3,066
OFFENDERS EDUCATED	252,944



In half year 2014, the Corps educated 97.84% of Offenders apprehended Nationwide



Analysis of Q1 and Q2 2014 and Comparism

COMPARISON OF Q1 2014 AND Q2 2014				
	FIRST QUARTER, 2014	SECOND QUARTER, 2014	PERCENTAGE DIFFERENCE	PERFORMANCE INDICATOR
ROAD TRAFFIC CRASHES	2,694	2,561	4.94% DECREASE	↓
PERSONS KILLED	1,640	1,332	18.78% DECREASE	↓
PERSONS INJURED	7,924	7,663	3.24% DECREASE	↓
OFFENDERS APPREHENDED	128,826	129,712	0.69% INCREASE	↑
OFFENCES COMMITTED	140,997	141,645	0.46% INCREASE	↑
PASSENGERS TRAVELLED	23,105,623	24,629,940	6.60% INCREASE	↑
VEHICLES TRAVELLED	2,062,063	2,158,573	4.68% INCREASE	↑



Half Yearly Performance Trend from 2012 to 2014 and Comparism of 2013 and 2014

HALF YEAR PERFORMANCE TREND FROM 2012 TO 2014					
	HALF YEAR, 2012	HALF YEAR, 2013	HALF YEAR 2014	PERCENTAGE DIFFERENCE	PERFORMANCE INDICATOR
ROAD TRAFFIC CRASHES	2,717	3,707	5,255	41.76% INCREASE	↑
PERSONS KILLED	1,941	2,422	3,254	22.71% INCREASE	↑
PERSONS INJURED	9,181	11,961	15,587	30.31% INCREASE	↑
OFFENDERS APPREHENDED	236,556	282,365	258,538	8.44% DECREASE	↓
OFFENCES COMMITTED	257,759	315,465	282,642	10.41% DECREASE	↓
PASSENGERS TRAVELLED	37,140,370	50,599,940	47,735,563	5.66% DECREASE	↓



Half Yearly Performance Trend from 2012 to 2014

Chart illustrating the half yearly RTC trend between 2012 and 2014



The Top 5 Causative Factors and Categories of Vehicles Involved in Crashes Nationwide

Ranking	Causative factor
1	Speed Violation (28.57%)
2	Loss of Control (21.10%)
3	Dangerous Driving (9.96%)
4	Sign Light Violation (9.37%)
5	Tyre Burst (7.97%)

Ranking	Vehicle Category
1	Car (35.82%)
2	Motorcycle (19.97%)
3	Mini Bus (15.51%)
4	Trucks (9.44%)
5	Trailer (4.43%)

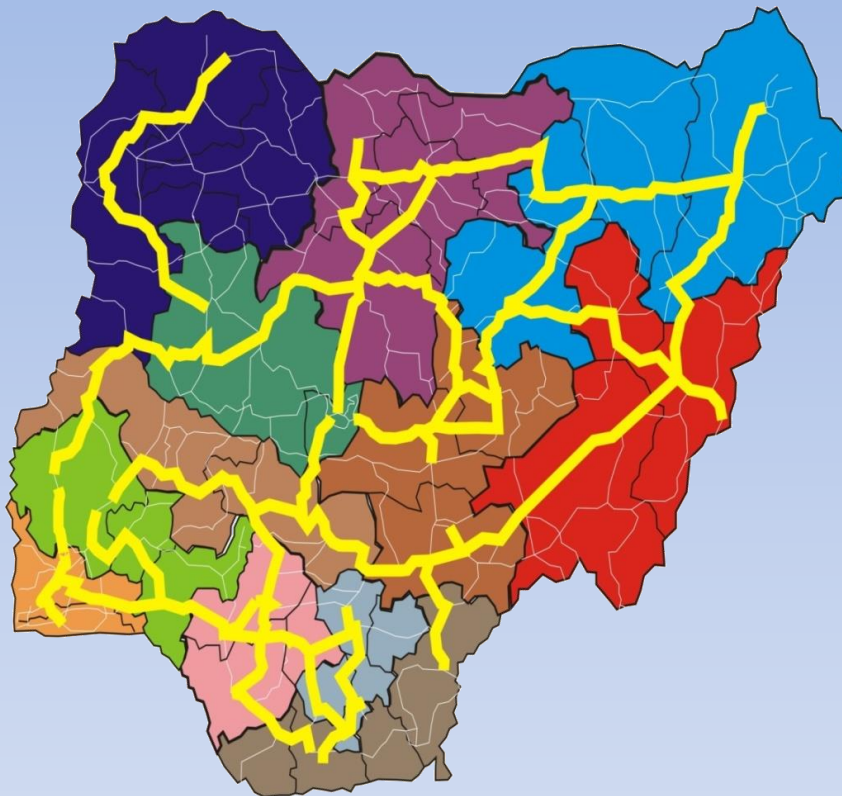


The Top 5 Most Dangerous RTC Prone Routes

Ranking	RTC Prone Routes
1	Abaji - Gwagwalada
2	Abuja - Kubwa Express road
3	Kaduna - Kateri - Suleja - Zuba
4	Zaria - Kano
5	Keffi - Barade - Jos



The Top Ten Crash-Prone Routes Nationwide



Major Road
Corridors in Nigeria

Ranking	Route
1	Abaji - Gwagwalada
2	Abuja - Kubwa Express road
3	Kaduna - Kateri - Suleja - Zuba
4	Zaria - Kano
5	Keffi - Barade - Jos
6	9th Mile - Onitsha
7	Abaji - Lokoja
8	Abaji - Toto
9	Aba - Port Harcourt
10	Abuja - Giri Junction



However, FRSC's Goal in 2014 is a 15% reduction in RTC and 25% reduction in fatalities.

- Is the Corps on course to achieved that?



Is FRSC still on course towards achieving the 2014 Strategic Goals





As it Stands Now

**Total Crash Cases in 2013:
13,583**

Source: PRS Department
Provisional Data for 2013
(Recently used in IRTAD Document)

2014 STRATEGIC GOAL

- 15% reduction of 2013 Crash Records amount to 11,546 Crashes by the end of 2014

**Total Fatalities in 2013:
6,450**

Source: PRS Department
Provisional Data for 2013
(Recently used in IRTAD Document)

2014 STRATEGIC GOAL

- 25% reduction of 2013 Fatality Records amount to 4,838 Fatalities by the end of 2014

AS IT STANDS IN Q1 2014

AS IT STANDS IN Q1 2014		
ROAD TRAFFIC CRASHES	5,255	Q2 2014 figure has already accounted for 45.51% of set target in 2014 while 54.49% is the short fall to the set target
PERSONS KILLED	3,254	Q2 2014 figure has already accounted for 67.26% of set target in 2014, while 32.74% is the short fall to the set target



The Corps Initiatives for 2014

- Improvement in the prompt removal of Obstruction on the Highways
- Improvement in road safety audits and cascading same to State roads
- Implementation of the Speed Limiters in Commercial Vehicles aimed at reducing crashes caused by Speed Violation by at least 30%, thus helping in the achievement of some set goals for the year
- Enforcement of compulsory use of the retro-reflective tapes and rear lights by trucks
- Fasten the migration to the new number plates
- Implementation of the standard school bus system to checkmate the use of school buses in terrorism
- Improvement in road use education
- Training of FRSC Staff to improve the Corps' performance



Recommendations

- The Corps should conduct Intervention Patrol on all the routes identified as crash prone routes
- The new Corps Marshal and Chief Executive when visiting field Commands should prioritize visit to the State Governors of states with highest RTCs. They include:
 - FCT
 - Nasarawa
 - Kaduna
 - Bauchi
 - Niger
- The Corps should intensify Public Enlightenment by involving State Governments, Traditional Rulers, Religious Organizations on the need to reduce RTCs



Recommendations II

- The Corps should implement a new patrol strategy that focuses on pinning down patrol vehicles, especially along dangerous corridors within the hours of patrol shift, notorious for high RTC
- The Corps should fast track the implementation of the speed limiting device enforcement on all commercial vehicles
- The Corps should prioritize the allocation of patrol resources from low density areas to routes with high RTC
- Increasing the Corps visibility should prioritize the establishment of Zebras instead of full fledge Unit Commands
- For effective implementation of the new auto policy, the Corps should closely monitor the local auto manufacturing companies for strict adherence to international auto standards

THANK YOU

Phone Only



**Call toll free on: 122
0700 - CALL - FRSC
0700 - 2255 - 3772**

SMS Only



080 7769 0362

www.frsc.gov.ng

